

Scaled data based on original data using  
LM-79-08 Approved Method: Electrical and Photometric Measurements of Solid-  
State Lighting Products

Test Report Prepared for  
Cooper Lighting Solutions  
(formerly Eaton)

Brand: STREETWORKS

Report Number: P147463

Luminaire Tested: **TMU-F03-LED-E-U-5MQ-8030**

Issue Date: 3/3/2020

**Test Information**

Test Method: LM-79-08  
Report Number: P147463  
REPORT IS SCALED FROM IESNA LM-79-08 TEST DATA (P33674)  
Test Lab: INNOVATION CENTER-P3  
Issue Date: 3/3/2020  
Manufacturer: COOPER LIGHTING SOLUTIONS (FORMERLY EATON)  
Product Line: STREETWORKS  
Catalog Number: TMU-F03-LED-E-U-5MQ-8030  
Description: TALON MEDIUM LED AREA LUMINAIRE  
(3) LIGHTBARS WITH AccuLED OPTICS - TYPE 5 SQUARE MEDIUM  
Light Source: (21) 3000K CCT, 80 CRI LEDs  
Ballast/Driver: -

**Summary**

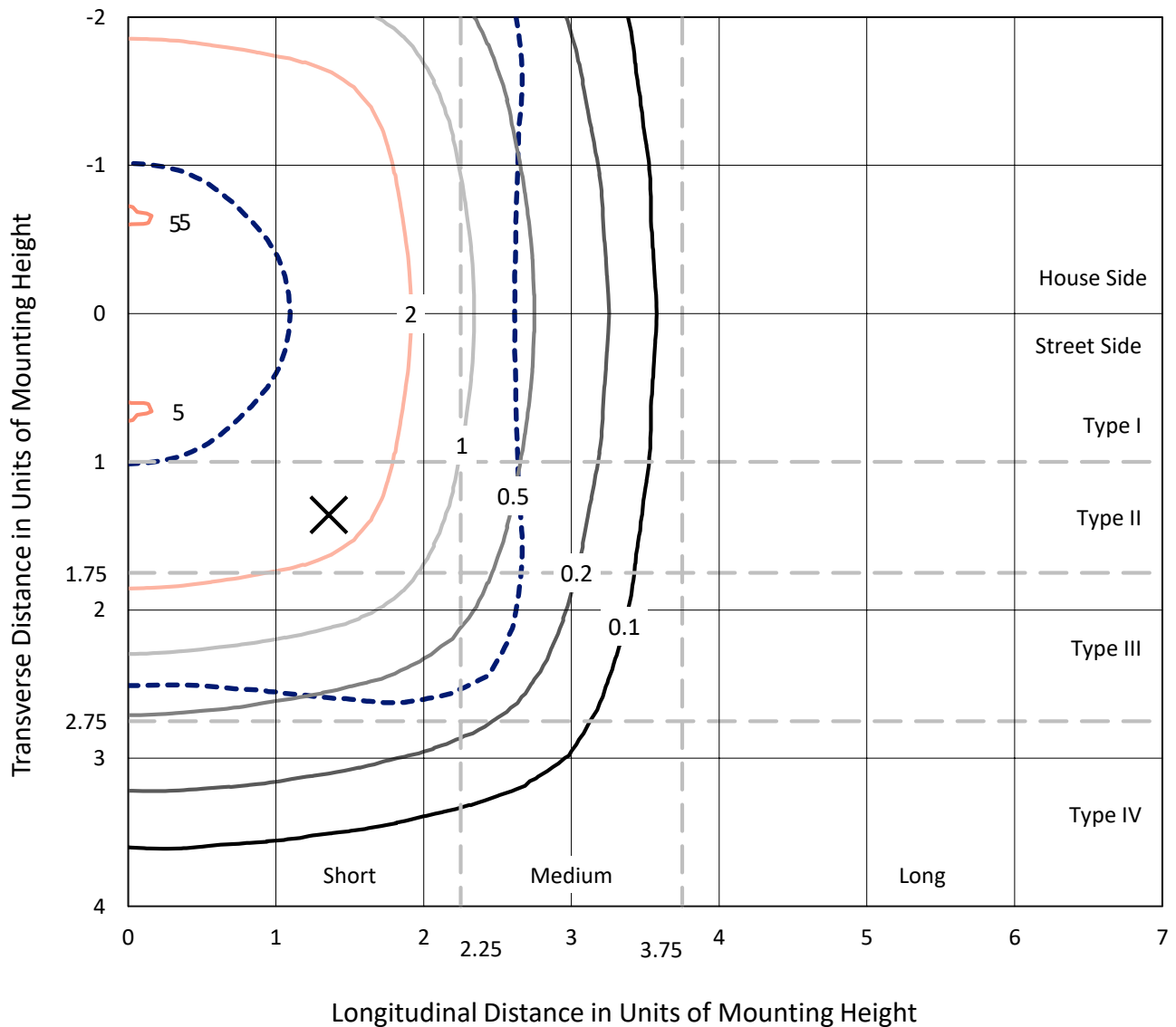
Lumens per Lamp: N/A  
Luminaire Lumens: 6738.3 lumens  
Efficiency: N/A  
Efficacy: 86.1 lumens/watt  
Luminous Opening: Rectangular (W 0.5' x L: 1' x H: 0')  
IES Classification: Type V - Short - Full Cutoff  
BUG Rating: B3 - U0 - G1  
  
Input Watts (W): 78.3  
Input Voltage (V): NR  
Input Current (Ain): NR  
Voltage Rise (V): NR  
Power Factor: NR  
Total Harmonic Distortion (THDi): NR  
Frequency (hertz): 60  
Stabilization Time: NR  
Operation Time: NR  
Ambient Temperature (°C): NR  
Test Distance: 28.75 FT



REPORT NUMBER: P147463  
 CATALOG NUMBER: TMU-F03-LED-E-U-5MQ-8030

### Iso-Footcandle Lines of Horizontal Illumination

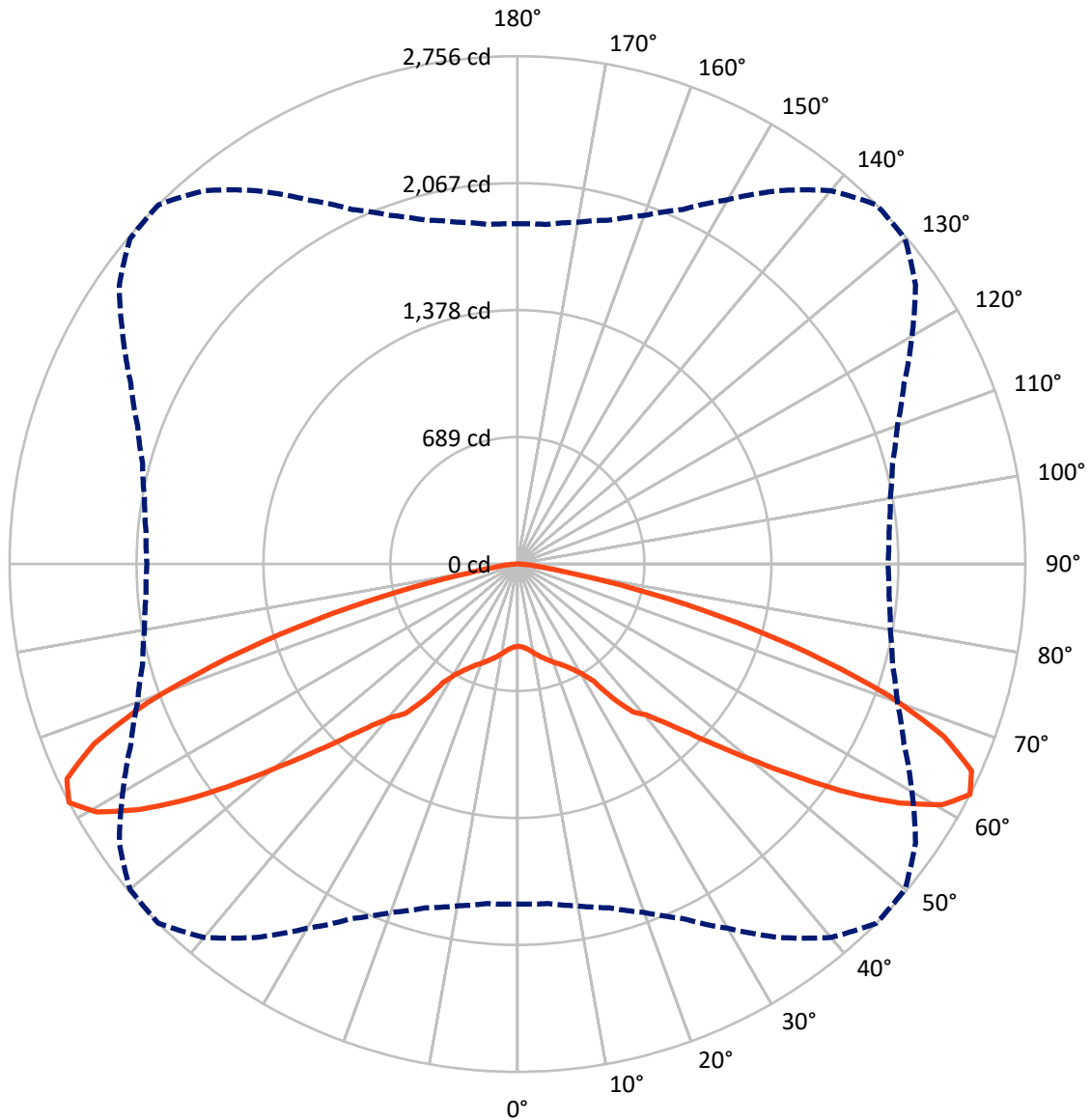
✕ Max cd  
 - - - 1/2 Max cd



Based on 10 foot mounting height. Maximum calculated value = 5.1 fc  
 Type V - Short - Full Cutoff

REPORT NUMBER: P147463  
CATALOG NUMBER: TMU-F03-LED-E-U-5MQ-8030

### Luminous Intensity Polar Plot



— Vertical Plane Through 45-Deg Lateral    - - - Horizontal Cone Through 62.5-Deg Vertical

REPORT NUMBER: P147463

CATALOG NUMBER: TMU-F03-LED-E-U-5MQ-8030

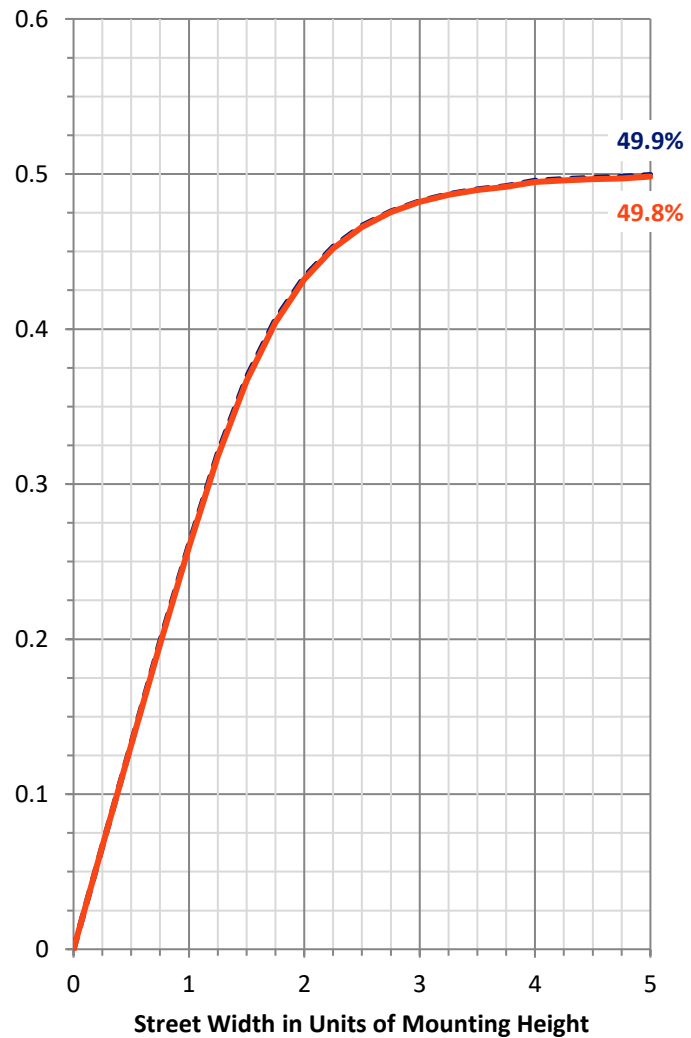
**FLUX DISTRIBUTION:**

		Downward	Upward	Total
<b>House Side</b>	Lumens	3369.2	0.0	3369.2
	% Fixture	50.0	0.0	50.0
<b>Street Side</b>	Lumens	3369.2	0.0	3369.2
	% Fixture	50.0	0.0	50.0
<b>Total</b>	Lumens	6738.3	0.0	6738.3
	% Fixture	100.0	0.0	100.0

**Coefficient of Utilization**

**ZONAL LUMENS:**

Zone	Lumens	% Fixture
0°-10°	44.8	0.7
10°-20°	151.5	2.2
20°-30°	293.0	4.3
30°-40°	567.3	8.4
40°-50°	1024.2	15.2
50°-60°	1781.0	26.4
60°-70°	2021.9	30.0
70°-80°	783.9	11.6
80°-90°	70.7	1.0
90°-100°	0.0	0.0
100°-110°	0.0	0.0
110°-120°	0.0	0.0
120°-130°	0.0	0.0
130°-140°	0.0	0.0
140°-150°	0.0	0.0
150°-160°	0.0	0.0
160°-170°	0.0	0.0
170°-180°	0.0	0.0
0°-90°	6738.3	100.0
0°-180°	6738.3	100.0



--- HS    — SS

REPORT NUMBER: P147463

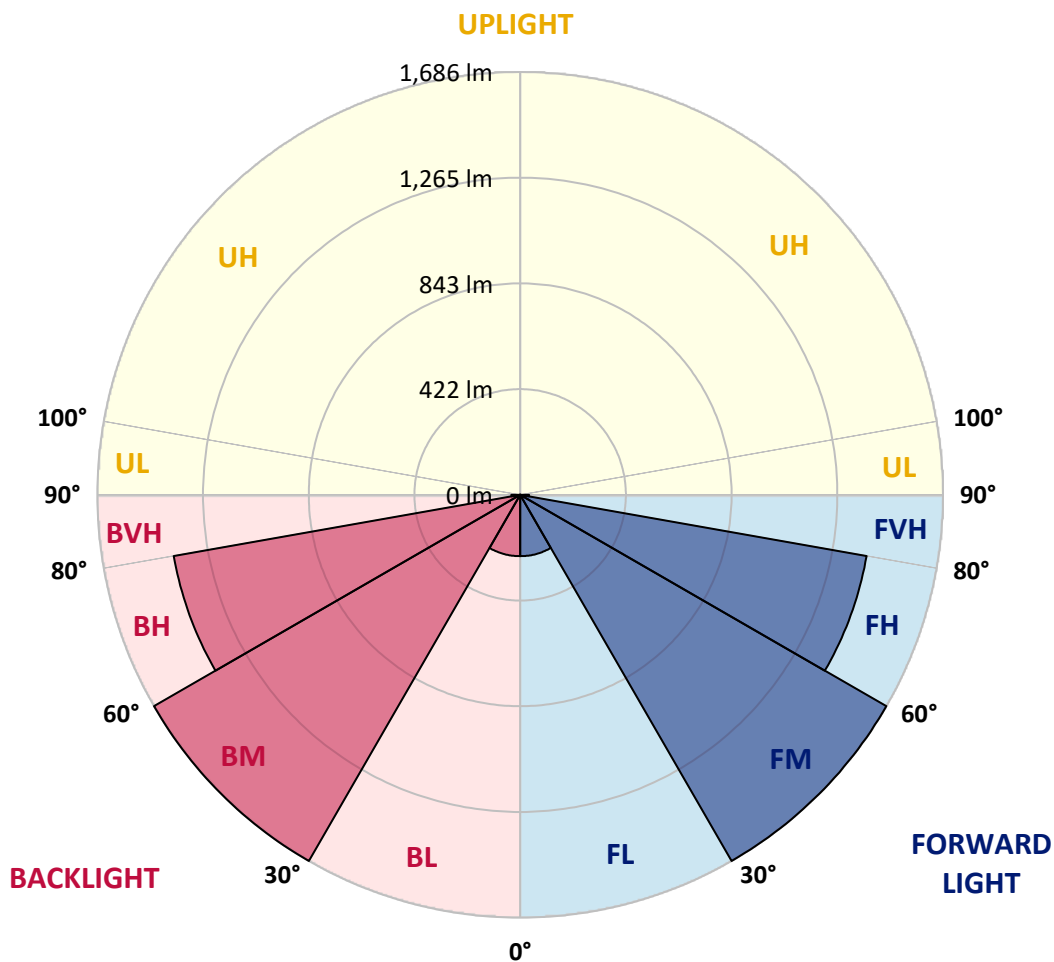
CATALOG NUMBER: TMU-F03-LED-E-U-5MQ-8030

**LUMINAIRE CLASSIFICATION SYSTEM LUMEN TABLE AND BUG RATING:**

Zone		Lumens	% Fixture	Zone Rating/Lumen Limit		
				B	U	G
FL	(0°-30°)	244.7	3.6			
FM	(30°-60°)	1686.3	25.0			
FH	(60°-80°)	1402.9	20.8			G1/1800
FVH	(80°-90°)	35.4	0.5			G1/100
BL	(0°-30°)	244.7	3.6	B1/500		
BM	(30°-60°)	1686.3	25.0	B2/2500		
BH	(60°-80°)	1402.9	20.8	B3/2500		G1/1800
BVH	(80°-90°)	35.4	0.5			G1/100
UL	(90°-100°)	0.0	0.0		U0/0	
UH	(100°-180°)	0.0	0.0		U0/0	

**BUG Rating: B3-U0-G1**

Type V Short





REPORT NUMBER: P147463

CATALOG NUMBER: TMU-F03-LED-E-U-5MQ-8030

**CANDELA DISTRIBUTION (FULL):**

	0°	5°	10°	15°	20°	25°	30°	35°	40°	45°	50°
0°	447.3	447.3	447.3	447.3	447.3	447.3	447.3	447.3	447.3	447.3	447.3
2.5°	450.1	451.5	451.2	450.4	450.4	450.4	450.1	449.0	448.6	449.4	450.0
5°	460.6	460.6	460.6	460.6	459.8	459.8	459.2	458.5	458.8	458.1	457.8
7.5°	476.6	475.5	475.5	475.2	475.2	474.4	473.4	472.0	472.4	472.0	471.7
10°	495.4	495.8	494.7	495.7	494.0	493.6	492.2	491.6	491.2	490.2	490.2
12.5°	518.0	517.0	517.0	516.3	515.6	514.8	512.8	512.4	511.0	510.4	509.3
15°	539.2	538.9	537.5	536.1	535.8	535.0	532.6	531.2	530.9	529.2	527.8
17.5°	560.5	559.8	558.0	557.4	556.0	555.0	552.8	550.8	549.7	549.0	547.2
20°	583.2	582.4	580.7	579.3	577.6	576.2	573.0	571.3	570.2	569.2	567.8
22.5°	611.4	610.0	607.2	604.8	600.9	599.5	595.4	593.0	591.2	589.8	589.0
25°	642.0	642.4	638.6	635.4	630.9	627.1	621.8	619.0	617.4	615.9	615.6
27.5°	680.4	680.7	677.2	672.7	665.8	661.6	654.6	651.1	650.0	648.7	648.3
30°	741.0	737.8	732.0	724.6	718.3	709.2	699.2	695.7	692.2	691.2	691.2
32.5°	852.4	850.7	845.8	827.8	819.4	800.6	782.8	772.6	761.2	755.6	752.2
35°	930.5	929.8	926.0	919.7	914.4	910.6	900.2	898.4	896.4	896.4	899.2
37.5°	988.0	983.8	983.1	984.2	982.8	983.4	991.8	1003.3	1013.0	1018.0	1017.2
40°	1073.0	1067.0	1070.6	1068.1	1065.0	1064.2	1067.1	1071.6	1076.1	1076.1	1075.1
42.5°	1184.1	1186.9	1188.3	1178.2	1171.6	1169.8	1176.4	1175.0	1179.6	1177.8	1173.3
45°	1349.2	1347.5	1345.0	1332.8	1322.4	1314.0	1315.8	1313.3	1313.7	1310.9	1307.4
47.5°	1515.8	1521.7	1511.6	1505.6	1493.8	1487.9	1492.8	1488.6	1496.6	1482.0	1475.0
50°	1677.4	1681.6	1678.1	1669.7	1669.8	1678.1	1684.0	1691.6	1702.8	1686.1	1661.0
52.5°	1809.8	1813.2	1818.5	1825.4	1842.5	1860.3	1885.4	1912.2	1933.4	1930.3	1901.8
55°	1890.6	1894.8	1903.5	1927.6	1958.2	2004.8	2061.6	2124.0	2172.8	2196.4	2175.6
57.5°	1917.8	1920.9	1944.6	1973.5	2021.2	2090.6	2185.6	2293.4	2387.0	2446.6	2437.2
60°	1911.5	1911.5	1935.5	1975.2	2042.1	2134.1	2268.6	2417.7	2561.2	2650.4	2637.2
62.5°	1845.6	1849.2	1883.6	1931.4	2012.2	2122.2	2282.5	2473.1	2644.8	2755.6	2744.8
65°	1701.4	1703.8	1741.2	1798.0	1888.2	2018.4	2193.7	2404.8	2601.6	2708.2	2688.0
67.5°	1468.4	1470.8	1501.1	1565.2	1660.6	1796.9	1986.0	2218.4	2411.0	2495.4	2434.7
70°	1168.1	1175.1	1194.6	1262.5	1334.9	1468.4	1642.6	1874.9	2056.8	2136.6	2069.6
72.5°	796.0	813.8	837.4	897.8	967.1	1077.8	1216.5	1412.3	1558.2	1650.6	1591.0
75°	448.4	473.4	480.8	526.4	583.5	670.9	772.3	912.8	1060.1	1135.0	1063.2
77.5°	193.7	214.2	223.3	244.6	289.2	325.7	387.4	482.2	596.1	648.6	562.6
80°	95.4	100.4	104.2	110.8	123.3	135.1	164.4	205.9	252.6	264.4	210.4
82.5°	73.8	77.3	84.0	89.2	92.4	95.4	98.2	103.8	108.4	110.8	104.5
85°	51.9	56.4	63.8	69.6	73.2	75.6	78.0	79.8	75.6	69.0	72.4
87.5°	13.6	17.8	24.7	26.8	30.3	32.0	31.4	32.4	29.2	21.2	23.7
90°	0.0	0.0	0.0	0.0	0.0	0.0	0.0	0.0	0.0	0.0	0.0



REPORT NUMBER: P147463

CATALOG NUMBER: TMU-F03-LED-E-U-5MQ-8030

**CANDELA DISTRIBUTION (continued):**

	55°	60°	65°	70°	75°	80°	85°	90°
0°	447.3	447.3	447.3	447.3	447.3	447.3	447.3	447.3
2.5°	449.8	449.4	449.8	449.8	449.8	449.4	449.4	449.4
5°	457.8	457.8	458.1	457.4	457.4	457.8	457.4	457.1
7.5°	471.4	471.0	471.0	470.6	471.0	470.6	470.6	470.3
10°	489.4	488.8	489.1	488.0	488.1	487.7	487.7	487.7
12.5°	509.0	507.9	508.2	507.2	505.5	505.8	506.2	505.8
15°	527.8	526.7	525.7	525.0	524.0	524.3	524.3	523.9
17.5°	546.9	544.8	544.5	543.4	543.1	543.1	543.1	543.5
20°	566.8	565.4	565.0	564.0	563.7	564.7	565.0	564.4
22.5°	588.0	587.4	588.0	587.4	588.4	589.1	589.4	588.7
25°	614.8	614.2	615.2	617.6	619.0	619.8	621.5	620.8
27.5°	649.3	648.6	651.1	654.6	656.7	660.2	661.9	662.6
30°	694.0	697.1	698.4	705.4	706.8	712.4	712.4	714.9
32.5°	758.8	764.6	775.1	785.9	800.9	811.7	811.7	817.3
35°	900.9	903.3	911.4	913.0	916.2	919.7	916.2	919.0
37.5°	1010.0	999.2	991.4	980.6	974.0	974.0	974.8	974.0
40°	1065.6	1061.4	1057.9	1048.9	1047.6	1047.2	1047.2	1048.6
42.5°	1165.3	1155.2	1149.6	1141.9	1139.5	1138.8	1138.4	1139.2
45°	1294.9	1278.5	1263.5	1255.8	1249.2	1243.0	1245.1	1245.1
47.5°	1445.8	1420.3	1395.9	1382.7	1371.2	1365.9	1362.5	1361.4
50°	1629.3	1593.8	1562.4	1537.7	1521.0	1520.6	1522.4	1511.2
52.5°	1854.4	1798.2	1759.2	1725.8	1710.2	1708.4	1702.8	1696.6
55°	2103.8	2037.2	1972.8	1937.0	1916.4	1905.2	1898.6	1888.2
57.5°	2360.9	2271.4	2178.7	2121.2	2085.0	2059.9	2046.6	2040.7
60°	2559.1	2436.8	2314.6	2222.2	2162.0	2124.7	2101.7	2092.3
62.5°	2637.2	2471.4	2314.6	2193.4	2106.2	2054.7	2023.6	2010.1
65°	2544.1	2347.6	2169.2	2035.5	1938.4	1880.8	1847.0	1832.4
67.5°	2284.2	2110.8	1916.7	1783.6	1683.6	1626.9	1590.3	1579.5
70°	1915.0	1737.7	1552.4	1433.6	1344.4	1298.0	1260.0	1255.5
72.5°	1439.1	1286.2	1127.3	1029.1	957.4	880.7	861.2	870.9
75°	922.5	779.3	637.8	549.4	483.8	410.7	382.6	389.5
77.5°	436.9	338.3	244.2	188.8	158.6	135.5	129.6	126.1
80°	162.0	131.4	116.0	110.0	105.9	102.0	99.2	96.1
82.5°	104.8	102.4	99.3	98.2	95.1	90.2	81.2	77.3
85°	78.4	78.4	74.2	74.6	72.1	65.8	57.4	53.0
87.5°	23.0	20.6	18.8	17.4	17.0	15.3	11.1	9.8
90°	0.0	0.0	0.0	0.0	0.0	0.0	0.0	0.0

(END OF REPORT)